

DWS Concept DJE Responsible Invest FD

Investing responsibly in equities and bonds



Minimum Investment None

Fund Facts

ISIN	LU2018822143
WKN	A2PLLX
Asset Class	Fund EUR Flexible Allocation - Global
Minimum Equity	25%
Partial Exemption of Income ¹	15%
Investment Company ²	DWS Investment S.A.
Fund Management	DJE Kapital AG
Type of Share	payout ²
Financial Year	01/01 - 31/12
Launch Date	08/08/2019
Fund Currency	EUR
Fund Size (01/07/2024)	36.98 million EUR
Ongoing Charges p.a. (31/12/2020)	0.74%

This sub-fund/fund promotes ESG features in accordance with Article 8 of the Disclosure Regulation (EU Nr. 2019/2088).³

Ratings & Awards⁴ (31/05/2024)

Morningstar Rating Overall⁵ ★★★

FNG Award 2024

Awarded with 2 stars (of 3) by Forum Nachhaltige Geldanlagen (Forum Sustainable Investments)

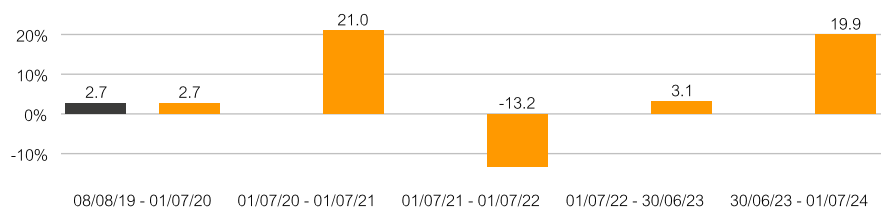
Investment Strategy

The DWS Concept DJE Responsible Invest is a balanced fund that invests worldwide in equities (min. 25%) and bonds of sustainable companies (green bonds). Companies that exert a positive influence on society through products, processes or special commitment are considered sustainable. In addition, the fund may only invest in companies whose CO2 emissions are below very strict limits. This CO2 filter manifests itself in a very low carbon footprint at fund level. Investments in green bonds are bonds whose proceeds flow into pre-defined green projects - these can include reforestation projects, the establishment of recycling cycles or the improvement of drinking water treatment. The fund is fully geared to globally valid sustainability requirements.

Performance in % since inception (08/08/2019)



Rolling Performance over 10 Years in %



Performance in %

	MTD	YTD	1 Yr	3 Yrs	5 Yrs	10 Yrs	SI
Fund	-0.69%	12.05%	19.92%	7.39%	-	-	33.42%
Fund p.a.	-	-	-	2.40%	-	-	6.06%

Source for all performance data: Anevis Solutions GmbH, own illustration. As at: 01/07/2024.

The Funds are actively managed by DJE and, where a benchmark index is indicated, without reference to it. The presented charts and tables concerning performance are based on our own calculations according to the gross performance (BVI) method² and illustrate past development. Past performance is not indicative for future returns. The BVI method takes into account all costs incurred at the fund level (e.g. management fees), the net performance and the issue fee. Additional individual costs may be incurred at the customer level (e.g. custodian fees, commission and other charges). Model calculation (net): an investor wishes to purchase shares for Euro 1,000. With a maximum issue surcharge of 0.00% , he has to spend a one-off amount of Euro 0.00 when making the purchase. In addition, there may be custodian costs that reduce performance. The custodian costs are decided by your bank's price list and service charges

1 | The fiscal treatment depends on the personal circumstances of the respective client and can be subject of change in the future.

2 | see also on (www.dje.de/DE_en/fonds/fondswissen/glossar)

3 | see also on (www.dje.de/en-de/company/about-us/invest-sustainably/)

4 | sources on homepage (www.dje.de/DE_en/page/14500)

5 | see page 4

DWS Concept DJE Responsible Invest FD

Investing responsibly in equities and bonds



Asset Allocation in % of Fund Volume

Stocks	74.50%
Bonds	23.50%
Cash	2.00%

As at: 31/05/2024.

The asset allocation may differ marginally from 100% due to the addition of rounded figures.

Country allocation total portfolio (% NAV)

United States	42.70%
Germany	22.70%
France	7.50%
Netherlands	5.80%
Other Countries	5.30%

As at: 31/05/2024.

Fund Prices per 01/07/2024


Bid	128.90 EUR
Offer	128.90 EUR

Fees

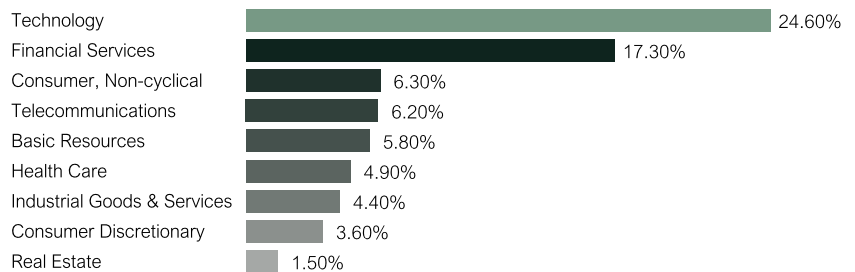
Initial Charge	0.00%
All-in fee p.a.	0.70%

Risk Class (SRI 1-7)¹

Low Risk High Risk

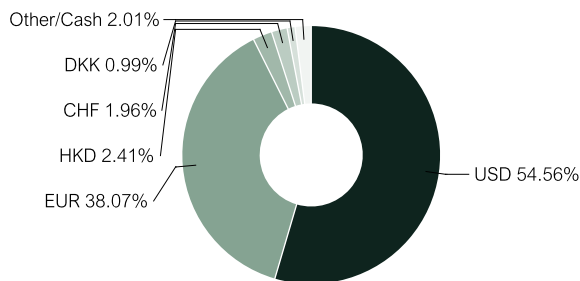


Top 10 Equity Sectors in % of Fund Volume



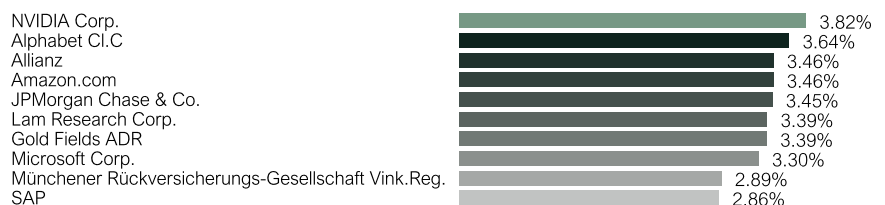
As at: 31/05/2024.

Currency Exposure (% NAV)



Data: Anevis Solutions GmbH, own illustration. As at: 31/05/2024. Note: Cash position is included here because it is not assigned to any country or currency.

Top Ten Holdings in % of Fund Volume



As at: 31/05/2024. When buying a fund, one acquires shares in the said fund, which invests in securities such as shares and/or in bonds, but not the securities themselves.

Risk Measures¹

Standard Deviation (2 years)	10.85%	Maximum Drawdown (1 year)	-4.00%
Value at Risk (99% / 20 days)	-7.10%	Sharpe Ratio (2 years)	-0.38
Standard Deviation (2 years)	9.12%	Maximum Drawdown (1 year)	-4.00%
Value at Risk (99% / 20 days)	-5.17%	Sharpe Ratio (2 years)	0.91

As at: 01/07/2024.

Target Group

The Fund is Suitable for Investors

- + with medium to long-term investment horizon
- + who wish to orient their investment in shares and bonds towards ESG criteria
- + who are looking for flexibility in portfolio design

The Fund is not Suitable for Investors

- with a short-term investment horizon
- who seek safe returns
- who are not prepared to accept increased volatility

¹ | See Key Information Document (PRIIPs KID) under <https://www.dje.de/en-de/investment-funds/productdetail/LU2018822143#downloads>

DWS Concept DJE Responsible Invest FD

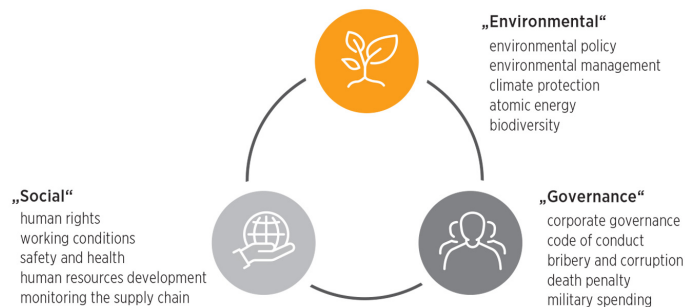
Investing responsibly in equities and bonds



Investment Approach

DJE works with MSCI ESG Research, a leading international provider of environmental, social and governance (ESG) analysis and ratings. The investment universe is examined on the basis of ESG filters. The fund management of the DWS Concept DJE Responsible Invest analyzes the closer selection qualitatively and invests in what it considers to be the most promising ESG leading stocks. Excluded are companies that violate United Nations regulations on human rights, labour rights and environmental protection or that generate more than 5% of their sales through weapons, gambling, nuclear energy, power plant coal or genetically modified seeds. On the equity side, the focus is on companies that have a positive impact on society and the environment. On the bond side, the fund invests primarily in "green bonds", i.e. bonds issued by companies that meet ESG criteria. Investment in government bonds is not the focus of attention, but is possible, provided there are no exclusion criteria such as high corruption, lack of freedom of the press or weak civil rights.

The three components of sustainability: ESG



The evaluation of MSCI ESG Research can not be displayed here for legal reasons.

Opportunities

- + Profit from the long-term investment trend Sustainability
- + Experienced fund manager with an approach based on fundamental, monetary and market analysis (FMM), enhanced by ESG filters
- + Participation in the growth opportunities of the equity and bond markets - no fixation on a region or a Country
- + Ongoing adjustment of the portfolio to the expected market conditions for strategic risk diversification

Risks

- No guarantee that securities of companies considered sustainable will perform above average
- Equities carry risk of stronger price declines
- Price risks of bonds with rising interest rates
- Currency risks due to foreign share
- Country, credit and liquidity risks of issuers

DWS Concept DJE Responsible Invest FD

Investing responsibly in equities and bonds



Fund Manager



Richard Schmidt

Responsible Since 08/08/2019

Richard Schmidt joined DJE in 2019. He has many years of experience in multi-asset fund management and manages the DWS Concept DJE Responsible Invest. He is also Head of Portfolio Management Institutional Clients and responsible for a number of institutional mandates.

DJE Kapital AG

DJE Kapital AG is part of the DJE Group, can draw on around 50 years of experience in asset management and is today one of the leading bank-independent financial service providers in German-speaking Europe. Our investment strategy, both in equities and bonds, is based on the FMM method developed in-house: a systematic analysis which takes three views on securities and the financial markets – fundamental, monetary and market-technical. DJE follows sustainability criteria when selecting securities, takes into account selected sustainable development goals, avoids or reduces adverse sustainability impacts and is a signatory to the United Nations "Principles for Responsible Investment".

Signatory of:



Contact

DWS Investment GmbH
+49 69 910-12371
info@dws.de
www.dws.de

DJE Kapital AG
+49 89 790453-0
info@dje.de
www.dje.de

Monthly Commentary

The stock markets in Europe and North America performed well in May and were able to largely offset the losses from the previous month. The main driver behind this positive development was once again market expectations that the doves could prevail over the hawks in monetary policy. Weaker labour market data eased concerns that the US economy could overheat. In addition, US inflation fell from 3.5% to 3.4% in April, while core inflation (excluding energy and food) fell from 3.8% to 3.6% - both year-on-year. This rekindled hopes of interest rate cuts by the Fed before the end of the year, especially as the markets have firmly priced in a key interest rate cut by the European Central Bank in June. However, the rally on the stock markets began to stutter around the middle of the month. This was due, among other things, to a rise in inflation in the eurozone from 2.4% to 2.6% and a jump in the Purchasing Managers' Index for the manufacturing sector in the eurozone from 45.7 to 47.3 points. The markets then revised their interest rate expectations. The bond markets reacted very differently to this. In Europe, yields on high-quality government bonds rose slightly. At 2.66%, 10-year German government bonds yielded 8 basis points higher than in the previous month. In contrast, the yield on their US counterparts fell by 18 basis points to 4.50%. In this market environment, the DWS Concept DJE Responsible Invest rose by 2.12%. The vast majority of sectors on the global equity market performed positively. The strongest results came from the technology, utilities and insurance sectors. By contrast, the automotive, travel & leisure and energy sectors ended the month of May in negative territory.

Legal Information

This is a marketing advertisement. Please read the prospectus of the relevant fund and the PRIIPs KID before making a final investment decision. This also contains detailed information on opportunities and risks. These documents can be accessed free of charge in English at www.dws.com under the relevant fund. A summary of investor rights can be accessed in English free of charge in electronic form on the website at www.dws.com/footer/legal-resources/. The funds described in this marketing announcement may have been notified for distribution in different EU Member States. Investors should note that the relevant management company may decide to discontinue the arrangements it has made for the distribution of the units of your funds in accordance with Directive 2009/65/EC and Article 32a of Directive 2011/61/EU. All information published here is for your information only, is subject to change and does not constitute investment advice or any other recommendation. The sole binding basis for the acquisition of the relevant fund is the above-mentioned documents in conjunction with the associated annual report and/or the semi-annual report. The source of all information and responsibility for its content and preparation lies with DJE Kapital AG, unless otherwise stated. The Management Company and Distributor of the Fund is DWS Investment GmbH. The statements contained in this document reflect the current assessment of DJE Kapital AG. The opinions expressed are subject to change without notice. All information in this overview has been provided with due care in accordance with the state of knowledge at the time of preparation. However, no guarantee or liability can be assumed for the correctness and completeness.

5 | Morningstar, Inc. All Rights Reserved. The information contained herein: (1) is proprietary to Morningstar and/or its content providers; (2) may not be copied or distributed; and (3) is not warranted to be accurate, complete or timely. Neither Morningstar nor its content providers are responsible for any damages or losses arising from any use of this information. Past performance is no guarantee of future results.